

# wudex<sup>TM</sup>

Traditionally Modern



Volume-II

Since its foundation in 2011, **wudex** Door has earned a reputation for being a rapidly growing company, taking it to its current position as one of INDIA's leading manufacturers of Designer doors for industry and private use. **wudex** success, also extends from its Dealers in Tamilndau, plus an extensive network of dealers in other states within South India.

### FOCUS ON PRODUCT DEVELOPMENT AND INNOVATION

By focusing on new product development and opening up new markets, **wudex** Doors continues to build and extend its market position. The quality of this policy can be seen in its steady increase of market share in Tamilnadu over the last few years.

Functional door design goes hand-in-hand with a wide range of architectural styles, and **wudex**'s goal is to be the architect's preferred choice when it comes to challenging new constructions and refurnishment of existing buildings. Competent consultancy provides the customer suport througout the value chain - from initial contact to installation, servicing and maintenance advice.

### A DEDICATED TEAM

**wudex** Doors has comprehensive team of specially trained Members backed by a well-developed Machinery plant and organisation, all dedicated to ensuring a high level of support for product quality, durability and economy. **wudex** Doors develops not only doors, but good customer relations too by working consistently to ensure that the customer's impression of **wudex** Doors and its products is a positive one-right from initial consultation to delivery. As a manufacturer of Designer doors, **wudex** operates primarily on the B 2 B market & we also work with Builders, Consultants, Architect & Engineers to give best quality and designs.

# PRIMER COATED DOORS



**PC 1**



**PC 2**



**PC 3**



**PC 4**



**PC 5**



**PC 6**



**PC 7**



**PC 8**

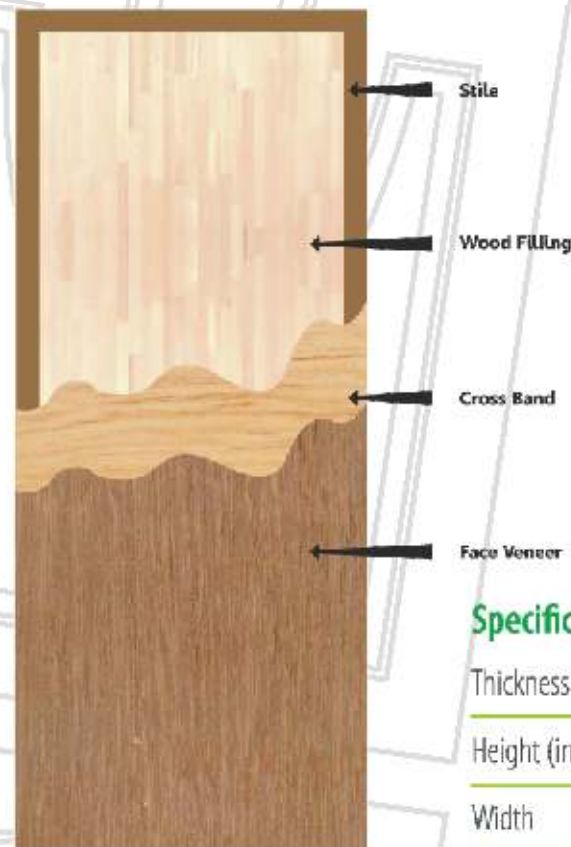


**PC 9**



**PC 10**

NOTE : The Colour in the catalogue is only for your design reference, Actual colour pattern and finish refer live sample as due to printing lamination there might be slight variation



**Specification**

Thickness	:	30mm
Height (inch)	:	78", 81"
Width	:	27", 30", 32", 33", 36", 38"

\*Custom sizes available on demand

**WUDEX** Flush doors are simple interior and exterior doors that feature plain facings on both sides of the construction. While the flush door is more closely associated with function rather than style, this plain sort of door lends itself well to a number of room designs where the desire is to highlight other elements in the space. Doors of this type may have a solid or hollow core. The typical flush door is manufactured by using two sections of plywood that are attached to each side of a wooden frame. While the interior of the door is made of solid hardwood blocks

**WUDEX** Flush Doors made of 100% seasoned hardwood and pressed at high pressure with superior phenol formaldehyde to intensify its inner strength.

**Advantages of flush doors are following:**

- Flush Doors offer simplicity in design and less expensive
- Flush Doors provide attractive appearance & durability
- They have rich, warm appearance of a traditional door
- They have good stability against twisting
- They can't split, peel or rot, and don't require periodic refinishing
- Its also unaffected by the elements and humid environments, and offers good cleanliness



ANDHRA TEAK



CHERRY



MAHAGONY



PLUME



CUBOID



WEB




NATURAL TEAK



ROSE WOOD




WALNUT



MATS



BUTTERFLY



CHESS

**Authorised Dealer**